



COLOUR PLAY EXPRESSIVE PAINTING WORKSHOPS

WITH KRISTINE
BALLARD



ABOUT YOUR FACILITATOR

Kristine Ballard is a practicing artist and experienced arts educator. She exhibits her art and teaches in Australia and internationally.

She specialises in expressive contemporary painting. The originator of her Fragmatism® style, Kristine will help nurture your unique strengths and get you excited about painting and the joy of individual growth.

Check out her website for samples of her work.

BALLARD

www.kristineballard.com



'BRILLIANT BROKEN COLOUR' COLOURPLAY WORKSHOP ACRYLICS WITH KRISTINE BALLARD

SUNDAY 3RD NOVEMBER 2024 10am - 4pm

DO YOU LOVE COLOUR & PAINTING?

This workshop is for anyone who loves colour and painting expressive landscapes. Have fun creating your own artworks in this full day 'colourplay' workshop inspired by the great expressionist **Vincent Van Gogh**. Focusing on colour skills and abstraction techniques using acrylic paint, you will learn the what and why to Vincent Van Gogh's broken colour painting style and apply this as you create your very own expressive landscape. Understand how the new colours of the 1900s had a huge impact on painters of the day and how you can use these elements to add vibrancy to your own paintings.

Participants will create some studies on paper and one painting on stretched canvas.

BYO Art Equipment. Equipment list supplied.

No skills required, just enthusiasm and a love for colour.

WHAT'S INCLUDED

- Fully guided creativity art class
- Inspirational colour and art history information
- Easy and fun exercises to cultivate your own colour palettes
- Easy ways to transform your new knowledge into contemporary artworks

MEMBERS WORKSHOP - \$90 PER PERSON

THE CITY OF PARRAMATTA ART SOCIETY

For bookings call 0401 083 645 or email CPAS@parramattaartsociety.org

WORKSHOP HELD AT

Unit 6, 4 - 14 Hunter Street, Parramatta NSW 2150

www.parra-artsociety.org

COLOURPLAY WORKSHOP
ACRYLICS WITH KRISTINE BALLARD

Brilliant Broken Colour with Van Gogh Landscapes

EQUIPMENT LIST

- Cartridge, sketch paper (A4 size)
- Lead pencil or coloured pencil for sketching up
- 1 x Medium Canvas (roughly 60 x 50cm)
But any size will do.
- Acrylic paint: Suggest Matisse Derivan Structure

WARM

RED - Matisse red light or warm red

YELLOW - Yellow deep or Warm Yellow

BLUE - Ultramarine Blue

COOL

YELLOW - Light Yellow Hanza or Lemon Yellow

RED - Brilliant Alizarin or cool red

BLUE - Phthalo Blue

NEUTRALS

Ivory Black, Titanium white and
Yellow oxide (or ochre).


Bring more paints if you like.

- Range of brushes (bristle)
- Palette for mixing
- Water bucket • Paper towels • Apron
- Impasto (to make paint thick)
Not essential but will add texture to artwork
- Palette Knife (plastic is fine)
- *Enthusiasm and an open mindset!*

SUNDAY 3RD NOVEMBER 2024 10am - 4pm

EQUIPMENT GUIDE


WHITE



BLACK



YELLOW OXIDE



IMPASTO MEDIUM

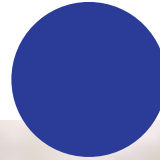
WARM RED



COOL RED



WARM BLUE



COOL BLUE



COOL YELLOW



WARM YELLOW

